




# remind

DESIGN  
SIMONE BONANNI

modello registrato  
registered model

Libreria modulare a parete in alluminio, vetro e legno, disponibile in versione con fissaggio a soffitto oppure con fissaggio a parete. Struttura composta da montanti verticali e trasversi in alluminio anodizzato nero. I montanti verticali presentano una modanatura in legno massello. Ripiani da 60 o 100 cm in vetro extralight, fumè o bronzo da 8 mm fuso a gran fuoco. Elementi contenitori da 100 cm con struttura in nobilitato finitura legno ed ante a ribalta in vetro curvato da 6 mm extralight, fumè o bronzo.

*Modular bookcase in glass, aluminium and wood, available in ceiling-mounted or wall-mounted configuration. Structure composed of vertical and crossing uprights made of black anodized aluminium. Vertical uprights feature solid wood moulding. 60 or 100 cm shelves made of 8 mm high temperature fused glass in extralight, smoked or bronze finish. 100 cm storage units with structure in melamine, wood finish and drop-down doors in 6 mm extralight, smoked or bronze curved glass.*



## NOTE TECNICHE

### Libreria con fissaggio a parete

altezze standard: H 240 cm - H 260 cm - H 280 cm - H 311 cm.  
Altezze su richiesta: H max 311 cm.

### Libreria con fissaggio a soffitto

Solo altezze su richiesta: H max 315 cm.

Entrambe le versioni prevedono l'impiego di staffe di ancoraggio per assicurare i montanti a parete: non è possibile in nessun caso collocare la libreria in configurazione "centro stanza" (freestanding).

I supporti per il posizionamento dei ripiani e dei contenitori sono fissati ai montanti con un sistema a pressione e possono essere posizionati all'altezza desiderata.

## TECNICAL NOTES

### Wall-mounted bookcase

standard heights: H 240 cm - H 260 cm - H 280 cm - H 311 cm.  
Custom heights: H max 311 cm.

### Ceiling-mounted bookcase

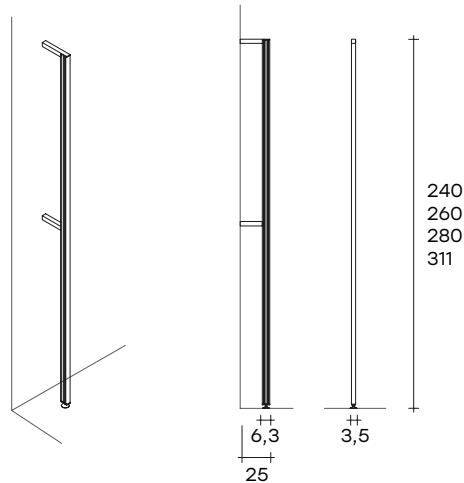
Custom heights only: H max 315 cm.

Both versions require the use of fastening brackets to secure the uprights to the wall: it is not possible under no circumstances to place the bookcase in a configuration in the middle of the room (freestanding).

The supports for the installation of the relevant shelves and storage units are attached to the uprights with a pressure system and can be positioned at the required height.

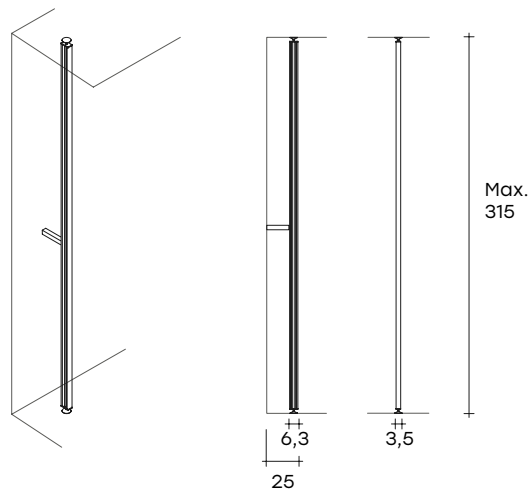
**MONTANTI \_ UPRIGHTS**

Versione con fissaggio a parete  
Wall-mounting version



COD./CODE	L	P/W	H	peso netto net weight (kg)	peso lordo gross weight (kg)	volume imballo package volume (m <sup>3</sup> )
REM-MTW240	3,5	6,3	240	7	9	0,03
REM-MTW260	3,5	6,3	260	7	9	0,03
REM-MTW280	3,5	6,3	280	8	10	0,03
REM-MTW311	3,5	6,3	311	9	11	0,03
REM-MTWxxx	3,5	6,3	H custom max.311	-	-	-

Versione con fissaggio a soffitto  
Ceiling-mounting version



COD./CODE	L	P/W	H
REM-MTCxxx	3,5	6,3	H custom max.315


MODANATURA IN LEGNO _ WOODEN MOLDING	CODICE FINITURA _ FINISH CODE
Tabacco _ Tobacco	TA
Termotrattato Nero _ Heat-Treated Black	NE

Le altezze riportate sui montanti si riferiscono all'altezza massima della libreria completa di piedini. Per montanti con altezza su richiesta, è necessario indicare in fase d'ordine la distanza effettiva tra pavimento e soffitto. Il sistema libreria prevede una tolleranza minima in altezza che può essere regolata in fase di montaggio:  $\pm 1$  cm per le versioni con fissaggio a parete;  $\pm 2$  cm per le versioni con fissaggio a soffitto ( $\pm 1$  cm per ogni piedino).

The heights reported on the uprights refer to the maximum height of the entire library with feet. For the uprights with custom height, the actual distance between the floor and the ceiling must be indicated upon ordering. The library system includes a minimum height tolerance that can be adjusted during assembly:  $\pm 1$  cm for wall-mounted versions;  $\pm 2$  cm for ceiling-mounted versions ( $\pm 1$  cm for each foot).

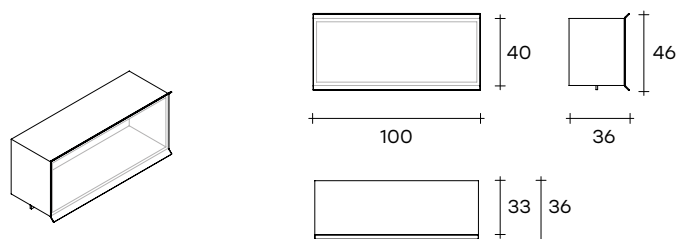
**RIPIANI \_ SHELF**

Ripiano in vetro fuso

*Fused glass shelf*

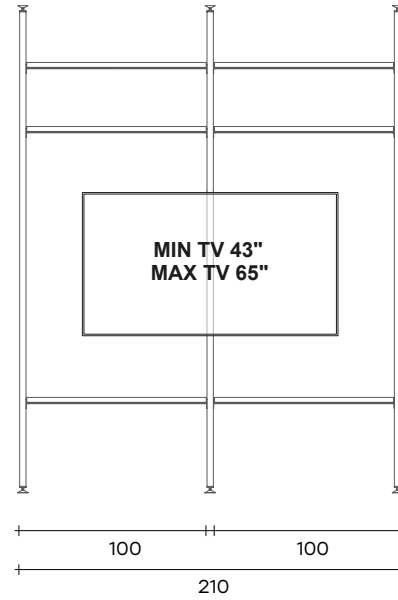
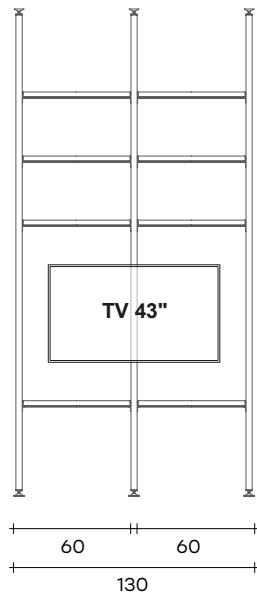
COD./CODE	L	P/W	H	peso netto net weight (kg)	peso lordo gross weight (kg)	volume imballo package volume (m <sup>3</sup> )
<b>REM-RIP60</b>	60	39	3,5	6	10	0,04
<b>REM-RIP100</b>	100	39	3,5	9	14	0,063
<b>REM-RIPxxx</b>	custom min. 60 max. 100	39	3,5	-	-	-

RIPIANO IN VETRO FUSO _ SHELF IN FUSED GLASS	CODICE FINITURA _ FINISH CODE
Extralight _ Extralight	<b>VXF</b>
Bronzo _ Bronze	<b>VBF</b>
Fumè _ Smoked	<b>VGF</b>

**MOBILE CONTENITORE \_ CONTAINER UNIT**

COD./CODE	L	P/W	H	peso netto net weight (kg)	peso lordo gross weight (kg)	volume imballo package volume (m <sup>3</sup> )
<b>REM-CON100</b>	100	36	46	27	47	0,33

ANTA IN VETRO CURVATO CURVED GLASS DOOR	FINITURA STRUTTURA STRUCTURE FINISH	CODICE CODE
Extralight Extralight	Tabacco Tobacco	<b>NTA-VX</b>
	Termotrattato Nero Heat treated black	<b>TNE-VX</b>
Bronzo Bronze	Tabacco Tobacco	<b>NTA-VB</b>
Fumè Smoked	Termotrattato Nero Heat treated black	<b>TNE-VG</b>


**ACCESSORIO PER FISSAGGIO TV \_ TV FIXING ACCESSORY**

<b>COD./CODE</b>	<b>L</b>	<b>P/W</b>	<b>H</b>	<b>peso netto net weight (kg)</b>	<b>peso lordo gross weight (kg)</b>	<b>volume imballo package volume (m<sup>3</sup>)</b>
<b>REM-TV</b>	-	-	-	2	3	0,008

**COMPOSIZIONI \_ COMPOSITIONS****COMP-3A**

3 montanti H 311 cm con fissaggio a parete  
10 ripiani L 100 cm

*3 wall-mounting uprights, H 311 cm  
10 shelves L 100 cm*




COD./CODE	L	P/W	H
-----------	---	-----	---

REM/COMP-3A	210	41	311
-------------	-----	----	-----

**COMP-4A**

4 montanti H 311 cm con fissaggio a parete  
4 ripiani L 100 cm  
8 ripiani L 60 cm

*4 wall-mounting uprights, H 311 cm  
4 shelves L 100 cm  
8 shelves L 60 cm*



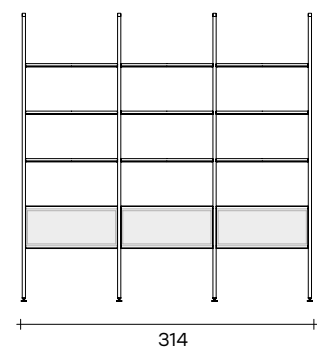
COD./CODE	L	P/W	H
-----------	---	-----	---

REM/COMP-4A	233	41	311
-------------	-----	----	-----

**COMP-4B**

4 montanti H 311 cm con fissaggio a parete  
9 ripiani L 100 cm  
3 mobili contenitori

*4 wall-mounting uprights, H 311 cm  
9 shelves L 100 cm  
3 container units*



COD./CODE	L	P/W	H
-----------	---	-----	---

REM/COMP-4B	314	41	311
-------------	-----	----	-----

**COMPOSIZIONI \_ COMPOSITIONS****COMP-5A**

5 montanti H 311 cm con fissaggio a parete

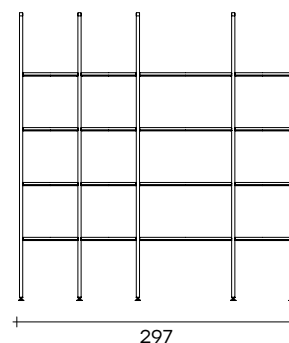
4 ripiani L 100 cm

12 ripiani L 60 cm

*5 wall-mounting uprights, H 311 cm*

*4 shelves L 100 cm*

*12 shelves L 60 cm*



COD./CODE	L	P/W	H
-----------	---	-----	---

REM/COMP-5A	297	41	311
-------------	-----	----	-----

**COMP-5B**

5 montanti H 311 cm con fissaggio a parete

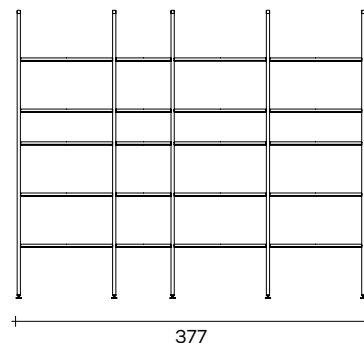
15 ripiani L 100 cm

5 ripiani L 60 cm

*5 wall-mounting uprights, H 311 cm*

*15 shelves L 100 cm*

*5 shelves L 60 cm*



COD./CODE	L	P/W	H
-----------	---	-----	---

REM/COMP-5B	377	41	311
-------------	-----	----	-----

**COMP-5C**

5 montanti H 311 cm con fissaggio a parete

11 ripiani L 100 cm

5 ripiani L 60 cm

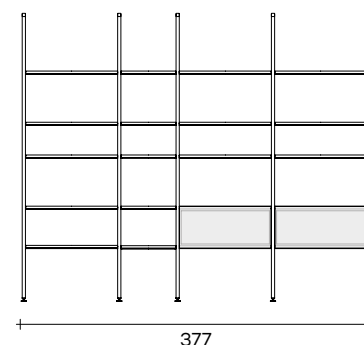
2 mobili contenitori

*5 wall-mounting uprights, H 311 cm*

*11 shelves L 100 cm*

*5 shelves L 60 cm*

*2 container units*



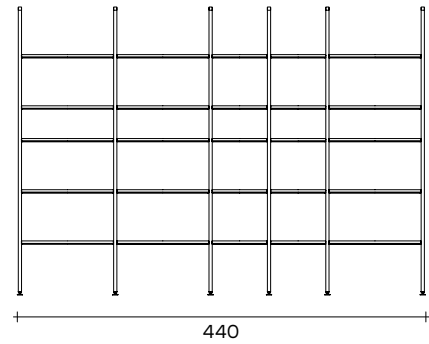
COD./CODE	L	P/W	H
-----------	---	-----	---

REM/COMP-5C	377	41	311
-------------	-----	----	-----

**COMPOSIZIONI \_ COMPOSITIONS****COMP-6A**

6 montanti H 311 cm con fissaggio a parete  
15 ripiani L 100 cm  
10 ripiani L 60 cm

6 wall-mounting uprights, H 311 cm  
15 shelves L 100 cm  
10 shelves L 60 cm



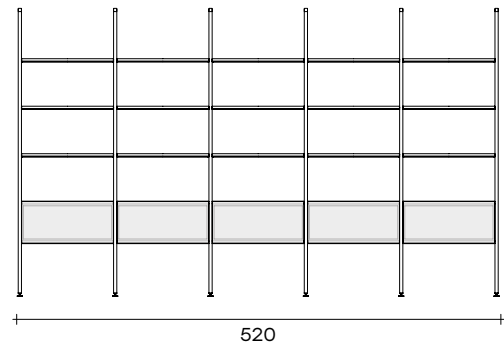
COD./CODE	L	P/W	H
-----------	---	-----	---

REM/COMP-6A	440	41	311
-------------	-----	----	-----

**COMP-6B**

6 montanti H 311 cm con fissaggio a parete  
15 ripiani L 100 cm  
5 mobili contenitori

6 wall-mounting uprights, H 311 cm  
15 shelves L 100 cm  
5 container units



COD./CODE	L	P/W	H
-----------	---	-----	---


REM/COMP-6B	520	41	311
-------------	-----	----	-----



---

**FINITURE  
FINISHES**

---

**Montante  
Upright**

Nero  
Black

**Modanatura montanti in legno massello  
Solid wood uprights moulding**

Termotrattato nero  
Heath-treated black



Tabacco  
Tobacco

**Ripiani in vetro fuso  
Fused glass shelves**

Vetro extralight fuso  
Fused extralight glass



Vetro fumè fuso  
Fused smoked glass



Vetro bronzo fuso  
Fused bronze glass



---

**FINITURE  
FINISHES**

---

**Elemento contenitore in legno  
Wood storage unit**

Termotrattato nero  
Heath-treated black



Tabacco  
Tobacco

**Ante in vetro curvato  
Curved glass doors**

Vetro extralight  
Extralight glass



Vetro fumé  
Smoked glass



Vetro bronzo  
Bronze glass