

luta

CHAIRS

2000

Antonio Citterio



Description

luta in the armchair, chair and stool version is composed of a technical shell in metal mesh profiled on the edge, with or without armrests. The structure of the swivel chair is in aluminum with four or five spokes, with wheels and height adjustment; the structure of the chair and the stool is in steel rod.

Technical information

Shell

pressed steel mesh, aluminium peripheral profile

Upholstered seat and back

thermoplastic material, shaped polyurethane

Swivel support frame

die-cast aluminium

Support frame (IUT-IUST)

tubular steel and steel profiles

Seating height adjustment

raising mechanism operated by a manually controlled gas-lift

Rotation system

damped swivel column

Wheels

plastic material for soft or hard surfaces

Ferrules

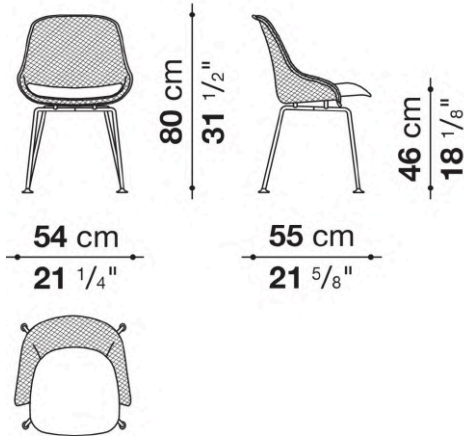
thermoplastic material

Cover

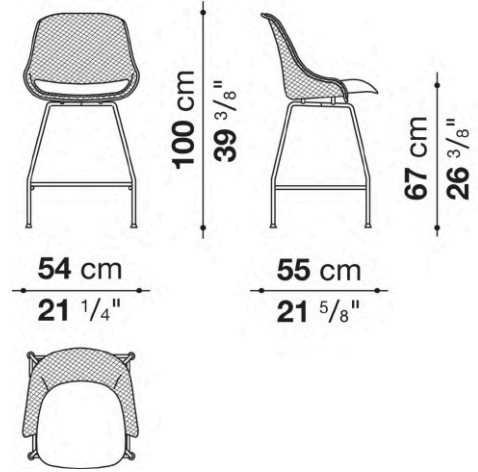
fabric or leather in limited categories

Technical drawings

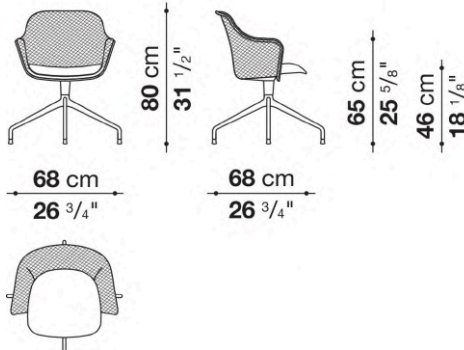
IUT



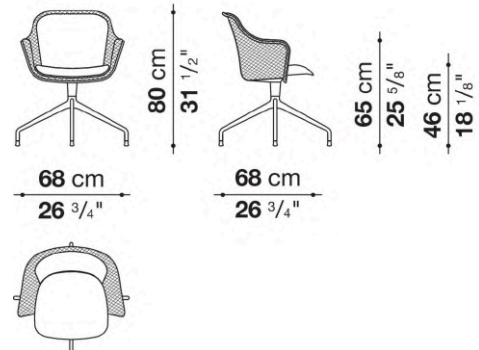
IUST



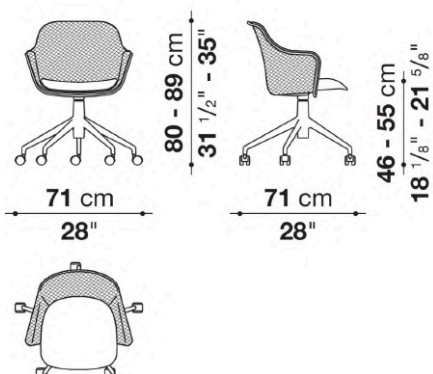
IU4



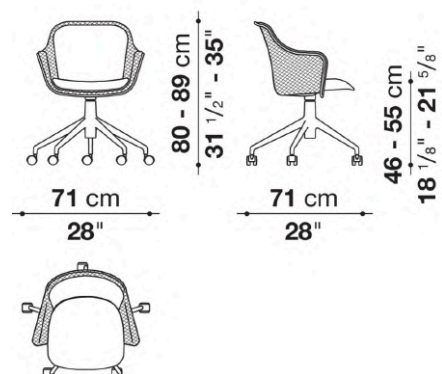
IU4I





IU5

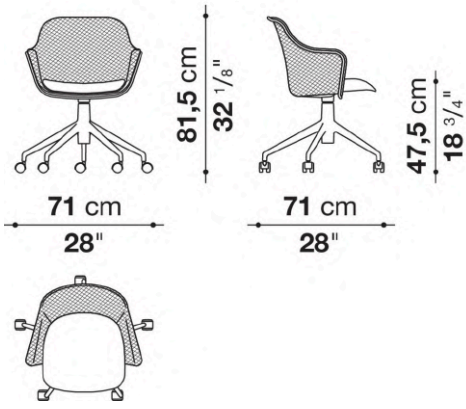


IU5I





IU5F



IU5FI

