

PIAF
BAXTER P.



PIAF

BAXTER P.

Modello: modello componibile.

Struttura: struttura in multistrato di abete cileno.

Molleggio: molleggio a nastri elastici intrecci di caucciù rivestito.

Cuscinatura: cuscinatura di seduta e schienale in poliuretano espanso a densità differenziata con rivestimento in fibra acrilica.

Rivestimento: base sottoscocca rivestita in pelle.

Si consiglia di allegare all'ordine un disegno della composizione richiesta.

Disponibile solo in pelli morbide.

Model: modular article.

Frame: chilean pine plywood frame.

Springing: springing with woven elastic straps of covered rubber.

Cushions: seat and back cushions in differentiated density polyurethane foam filling with acrylic fibre cover.

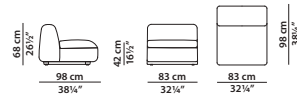
Upholstery: base beneath body with leather upholstery.

We recommend sending a technical drawing of the composition required along with the order.

Available in soft leathers only.

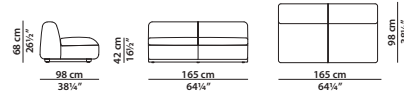
83 x 98 h68 cm – 32¼ x 38¼ h26½"

A0 – Elemento centrale.
Central module.



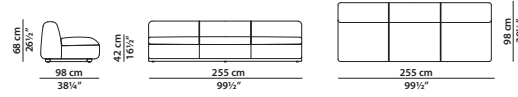
165 x 98 h68 cm – 64¼ x 38¼ h26½"

A1 – Elemento centrale.
Central module.



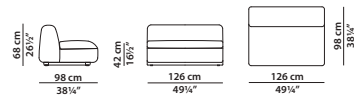
255 x 98 h68 cm – 99½ x 38¼ h26½"

A2 – Elemento centrale.
Central module.



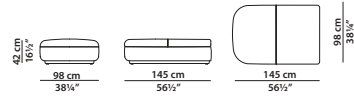
126 x 98 h68 cm – 49¼ x 38¼ h26½"

A3 – Elemento centrale.
Central module.



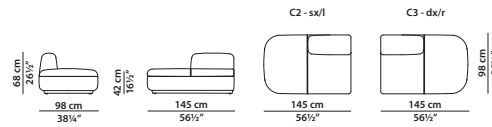
145 x 98 h42 cm – 56½ x 38¼ h16½"

C1 – Elemento terminale.
Terminal module.



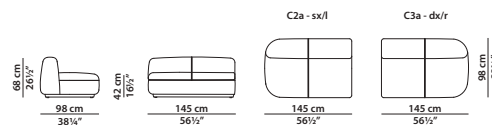
145 x 98 h68 cm – 56½ x 38¼ h26½"

C2 – Elemento terminale sx.
L terminal module.
C3 – Elemento terminale dx.
R terminal module.



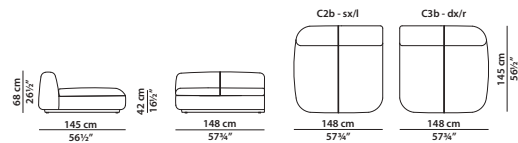
145 x 98 h68 cm – 56½ x 38¼ h26½"

C2a – Elemento terminale sx.
L terminal module.
C3a – Elemento terminale dx.
R terminal module.



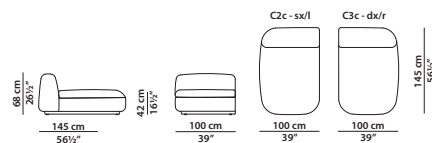
148 x 145 h68 cm – 57¾ x 56½ h26½"

C2b – Elemento dormeuse terminale sx.
L terminal dormeuse module.
C3b – Elemento dormeuse terminale dx.
R terminal dormeuse module.



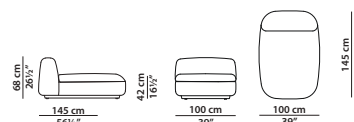
100 x 145 h68 cm – 39 x 56½ h26½"

C2c – Elemento dormeuse terminale sx.
L terminal dormeuse module.
C3c – Elemento dormeuse terminale dx.
R terminal dormeuse module.



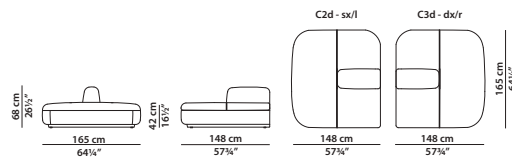
100 x 145 h68 cm – 39 x 56½ h26½"

C4c – Dormeuse.



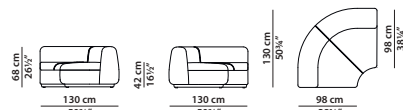
148 x 165 h68 cm - 57³/₄ x 64¹/₂"

- C2d - Elemento terminale sx.
L terminal module.
- C3d - Elemento terminale dx.
R terminal module.



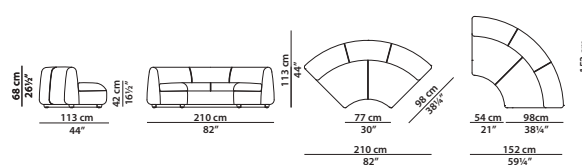
130 x 130 h68 cm - 50³/₄ x 50³/₄ h26¹/₂"

- G1 - Elemento angolare.
Corner module.



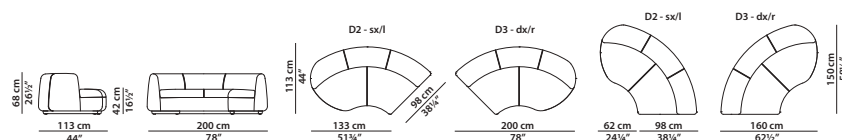
210 x 113 h68 cm - 82 x 44 h26¹/₂"

- D1 - Elemento angolare.
Corner module.



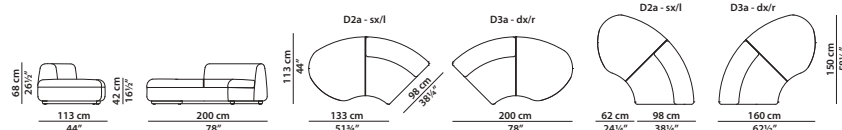
200 x 113 h68 cm - 78 x 44 h26¹/₂"

- D2 - Elemento angolare terminale sx.
L terminal corner module.
- D3 - Elemento angolare terminale dx.
R terminal corner module.



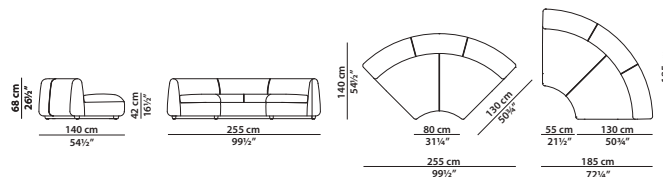
200 x 113 h68 cm - 78 x 44 h26¹/₂"

- D2a - Elemento angolare terminale sx.
L terminal corner module.
- D3a - Elemento angolare terminale dx.
R terminal corner module.



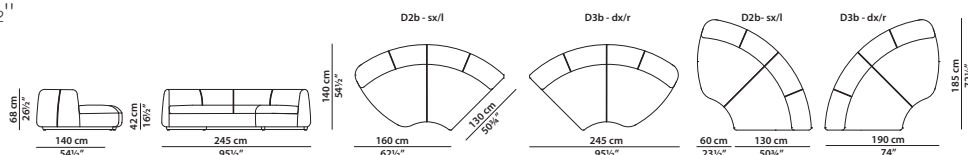
255 x 140 h68 cm - 99¹/₂ x 54¹/₂ h26¹/₂"

- D1b - Elemento dormeuse angolare.
Corner dormeuse module.



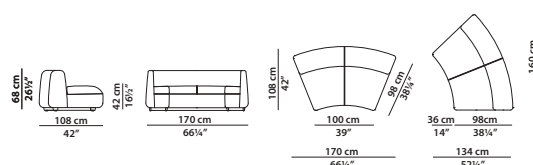
245 x 140 h68 cm - 95¹/₂ x 54¹/₂ h26¹/₂"

- D2b - Elemento dormeuse terminale sx.
L terminal dormeuse module.
- D3b - Elemento dormeuse terminale dx.
R terminal dormeuse module.



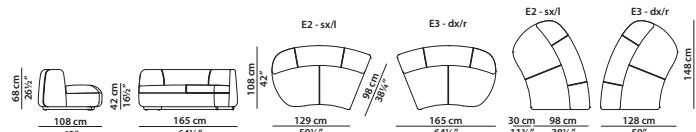
170 x 108 h68 cm - 66¹/₄ x 42 h26¹/₂"

- E1 - Elemento angolare.
Corner module.



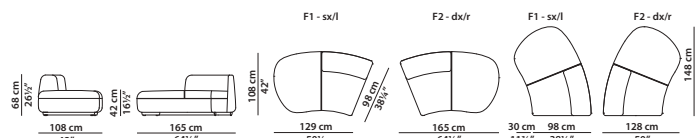
165 x 108 h68 cm - 64¹/₄ x 42 h26¹/₂"

- E2 - Elemento angolare terminale sx.
L terminal corner module.
- E3 - Elemento angolare terminale dx.
R terminal corner module.



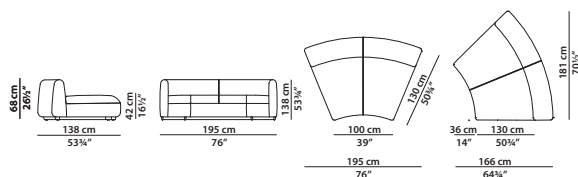
165 x 108 h68 cm - 64¹/₄ x 42 h26¹/₂"

- F1 - Elemento angolare terminale sx.
L terminal corner module.
- F2 - Elemento angolare terminale dx.
R terminal corner module.



195 x 138 h68 cm - 76 x 53³/₄ h26¹/₂"

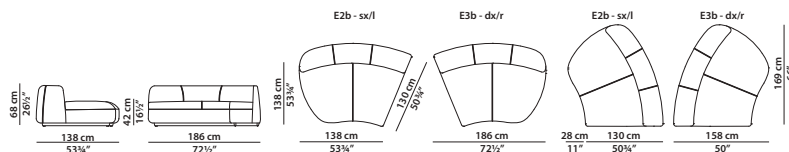
E1b - Elemento dormeuse angolare.
Corner dormeuse module.



186 x 138 h68 cm - 72¹/₂ x 53³/₄ h26¹/₂"

E2b - Elemento dormeuse terminale sx.
L terminal dormeuse module.

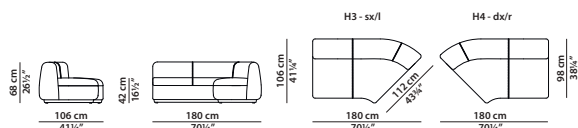
E3b - Elemento dormeuse terminale dx.
R terminal dormeuse module.



180 x 106 h68 cm - 70¹/₄ x 41¹/₄ h26¹/₂"

H3 - Elemento angolare terminale sx.
L terminal corner module.

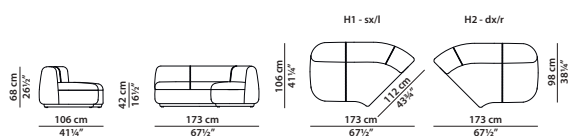
H4 - Elemento angolare terminale dx.
R terminal corner module.



173 x 106 h68 cm - 67¹/₂ x 41¹/₄ h26¹/₂"

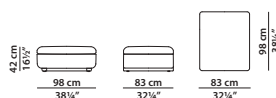
H1 - Elemento angolare terminale sx.
L terminal corner module.

H2 - Elemento angolare terminale dx.
R terminal corner module.



83 x 98 h42 cm - 32¹/₄ x 38¹/₄ h16¹/₂"

B1 - Pouf.



60 Ø15 cm - 23¹/₂ Ø5³/₄"

Rullo in piuma d'oca lavata e sterilizzata.
Roll in washed and sterilized goose down.



55 x 26 cm - 21¹/₂ x 10¹/₄"

Cuscino in piuma d'oca lavata e sterilizzata.
Cushion in washed and sterilized goose down.



55 x 55 cm - 21¹/₂ x 21¹/₂"

Cuscino in piuma d'oca lavata e sterilizzata.
Cushion in washed and sterilized goose down.

