

# Charles

BEDS

2004

Antonio Citterio



## Description

---

Charles is a double bed with fabric or leather upholstery available in two versions: a more striking one, in which the sides protrude from the slightly recessed mattress, and a simpler one in which the band is flush with the mattress. An evolution of the sofa of the same name, the Charles bed features the signature design of the inverted "L" shaped foot. It also comes in a version with wheels.

## Technical information

---

**Internal frame**

tubular steel and steel profiles

**Internal frame upholstery**

Bayfit® flexible cold shaped polyurethane foam, polyester fibre cover

**External feet**

die-cast aluminium

**Internal feet**

tubular steel and steel profiles

**Wheels support frame**

steel

**Wheels**

plastic material

**Ferrules**

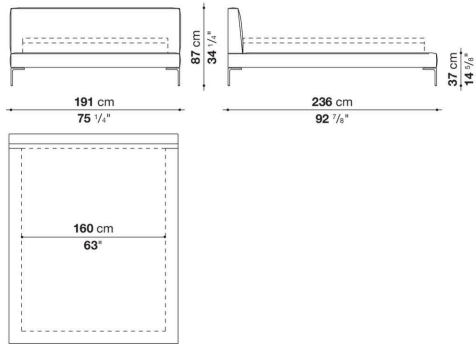
thermoplastic material

**Cover**

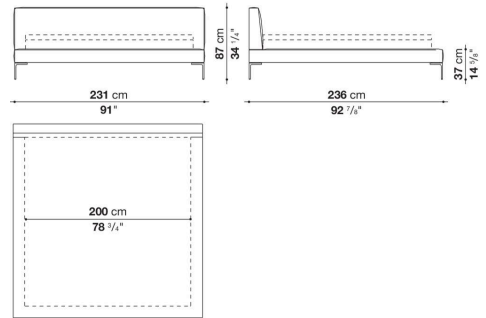
fabric or leather

# Technical drawings

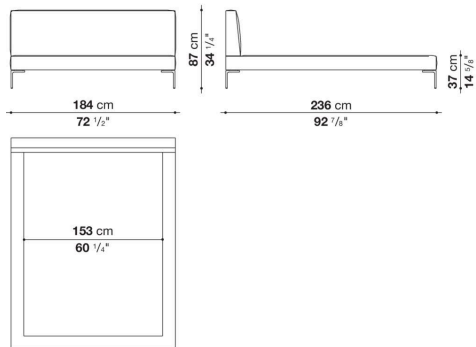
**LC160**



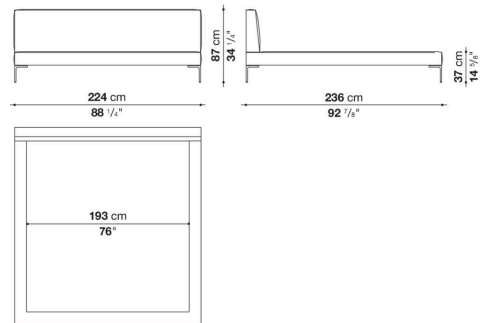
**LC200**



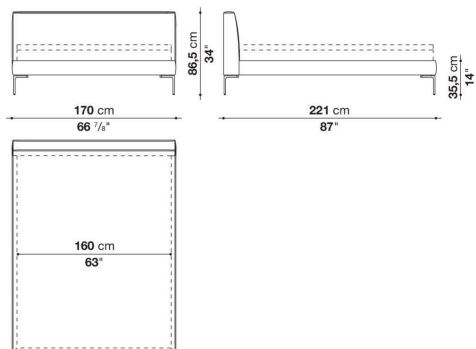
**LC153**



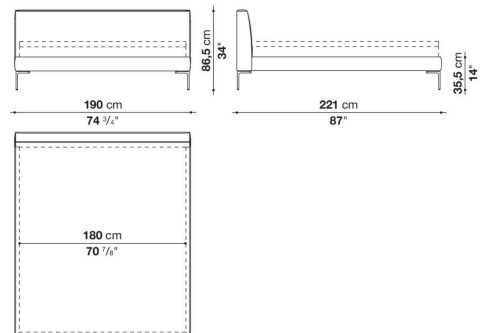
**LC193**



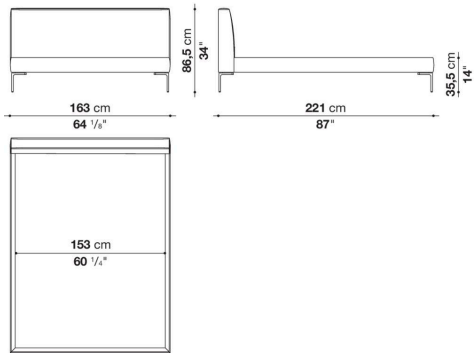
**LCA170**



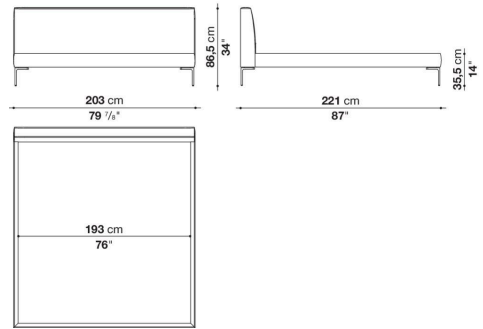
**LCA190**



LCA153



LCA193



LC180

